



News Highlight

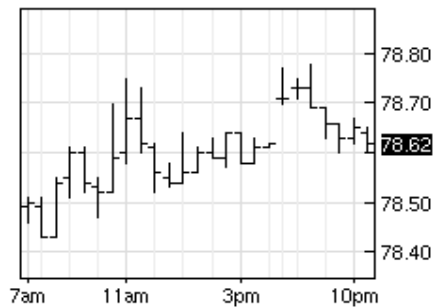
9/2/2012

- Greek Prime Minister Lucas Papademos summoned the country's international lenders for further discussions today after failing to get full agreement from his coalition supporters on economic measures needed for a second aid package. Papademos and the three party leaders "agreed on all the points of the program with the exception of one which requires further elaboration and discussion" with the so-called troika of lenders, according to an e-mailed statement from the premier's office in Athens. "This discussion will occur immediately so that it can be completed in light of the meeting of euro area finance ministers" later today.
- Euro-area finance ministers are due to hold an emergency meeting in Brussels tomorrow as the Greek government pushes to complete talks on terms of a rescue. The policy makers, to be joined by International Monetary Fund chief Christine Lagarde, will convene at 6 p.m., according to a statement today by Luxembourg Prime Minister Jean-Claude Juncker, who chairs the group of finance chiefs from the 17- nation euro area.
- The Bank of Korea held off raising borrowing costs for an eighth straight month as the economy slowed and exports declined due to the European debt crisis. Governor Kim Choong Soo and his board kept the benchmark seven-day repurchase rate unchanged at 3.25 percent, the central bank said in a statement in Seoul today.

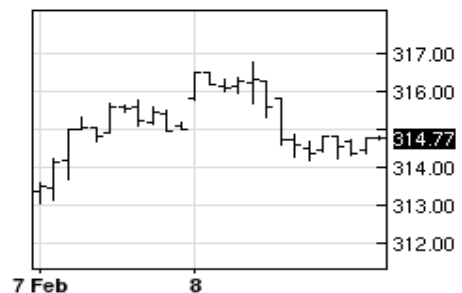
Market Data		8 February, 2012			
CCY	Open	High	Low	Close	
EURUSD	1.3243 /53	1.3283 /93	1.3215 /25	1.3246 /56	
USDJPY	76.70 /80	77.13 /23	76.65 /75	76.97 /07	
GBPUSD	1.5890 /00	1.5924 /34	1.5792 /02	1.5811 /21	
USDCHF	0.9121 /31	0.9145 /55	0.9102 /12	0.9126 /36	
AUDUSD	1.0788 /98	1.0838 /48	1.0764 /74	1.0789 /99	
NZDUSD	0.8344 /54	0.8402 /12	0.8320 /30	0.8343 /53	
USDCAD	0.9950 /60	0.9986 /96	0.9930 /40	0.9955 /65	
EURJPY	101.63 /73	102.40 /50	101.60 /70	102.00 /10	
EURGBP	0.8330 /40	0.8383 /93	0.8325 /35	0.8373 /83	
EURCHF	1.2086 /96	1.2123 /33	1.2080 /90	1.2094 /04	
GBPJPY	121.95 /05	122.81 /91	121.36 /46	121.76 /86	
GBPCHF	1.4501 /11	1.4539 /49	1.4418 /28	1.4437 /47	
AUDJPY	82.79 /89	83.57 /67	82.74 /84	83.09 /19	
NZDJPY	64.02 /12	64.66 /76	63.96 /06	64.24 /34	
CADJPY	77.05 /15	77.57 /67	76.93 /03	77.28 /38	

All prices above are for reference only

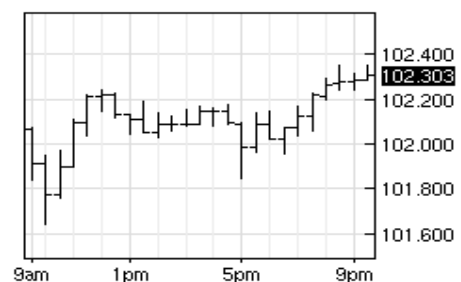
USD Index (30mins)



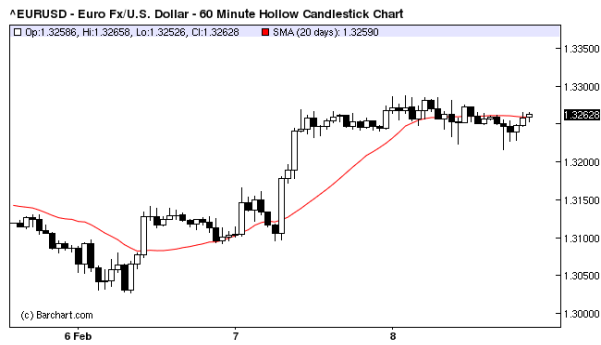
CRB Index (30mins)



EURJPY (30mins)

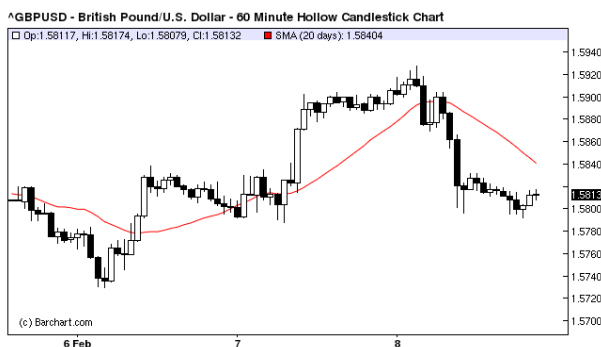


## EURUSD Hourly



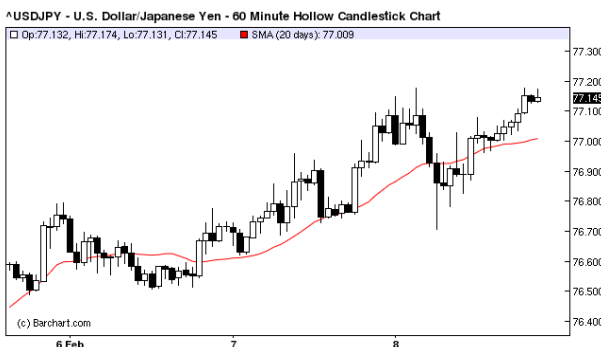
Price/ MA		Last	*Today
1.3252	<b>SPOT</b>	<b>BUY</b>	<b>BUY</b>
1.3211	<b>5 SMA</b>	Enter 1.3240	1.3240
1.3045	<b>20SMA</b>	Target 1.3320	1.3320
1.3054	<b>50SMA</b>	Stop 1.3180	1.3180
		P/L <b>+10</b>	-
Trend		<b>MACD</b> >0	Signal
LT	↑	Daily ✓	↑
MT	↑	<b>RSI(9)</b> Level	Status
LT	↑	Daily <b>66%</b>	<b>Normal</b>

## GBPUSD Hourly



Price/ MA		Last	*Today
1.5805	<b>SPOT</b>	<b>BUY</b>	<b>BUY</b>
1.5829	<b>5 SMA</b>	Enter 1.5890	1.5800
1.5648	<b>20SMA</b>	Target 1.5970	1.5870
1.5592	<b>50SMA</b>	Stop 1.5830	1.5750
		P/L <b>(60)</b>	-
Trend		<b>MACD</b> >0	Signal
LT	↓	Daily ✓	↓
MT	↑	<b>RSI(9)</b> Level	Status
LT	↑	Daily <b>62%</b>	<b>Normal</b>

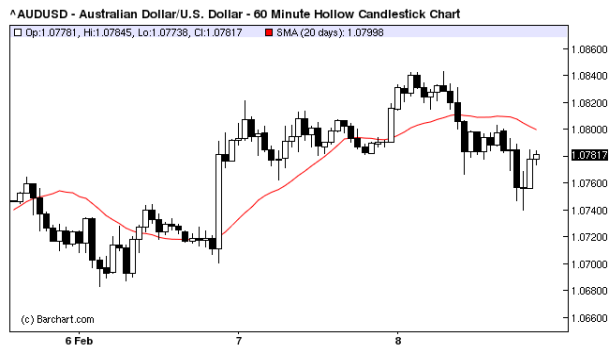
## USDJPY Hourly



Price/ MA		Last	*Today
77.15	<b>SPOT</b>	<b>BUY</b>	<b>SELL</b>
76.81	<b>5 SMA</b>	Enter 76.85	77.15
76.85	<b>20SMA</b>	Target 77.15	76.80
77.27	<b>50SMA</b>	Stop 76.60	76.40
		P/L <b>+30</b>	-
Trend		<b>MACD</b> >0	Signal
LT	↑	Daily ✓	↓
MT	↑	<b>RSI(9)</b> Level	Status
LT	↓	Daily <b>60%</b>	<b>Normal</b>

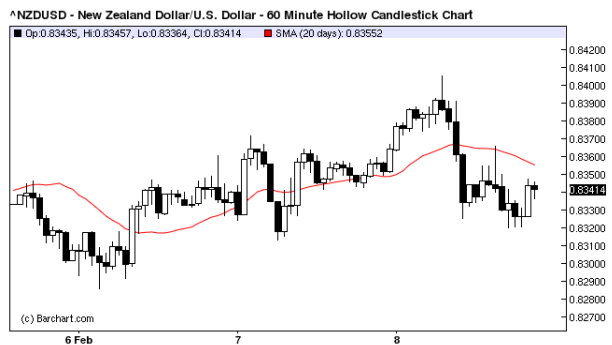
\*Executed values within 5pips range

## AUDUSD Hourly



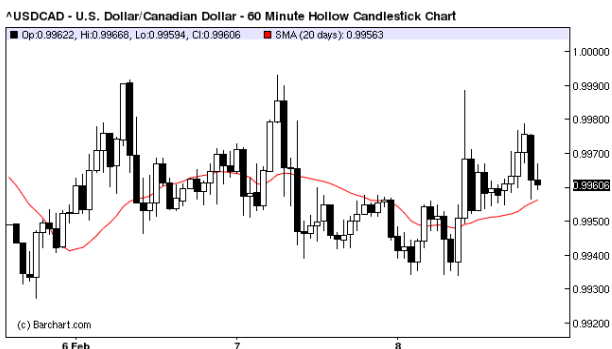
Price/ MA		Last	*Today
1.0775	<b>SPOT</b>	<b>BUY</b>	<b>BUY</b>
1.0769	<b>5 SMA</b>	Enter 1.0760	1.0760
1.0586	<b>20SMA</b>	Target 1.0840	1.0820
1.0335	<b>50SMA</b>	Stop 1.0690	1.0710
Trend		P/L <b>+15</b>	-
LT	↑	<b>MACD</b> >0	Signal
MT	↑	Daily <b>×</b>	↑
LT	↑	<b>RSI(9)</b> Level	Status
		Daily <b>68%</b>	<b>Normal</b>

## NZDUSD Hourly



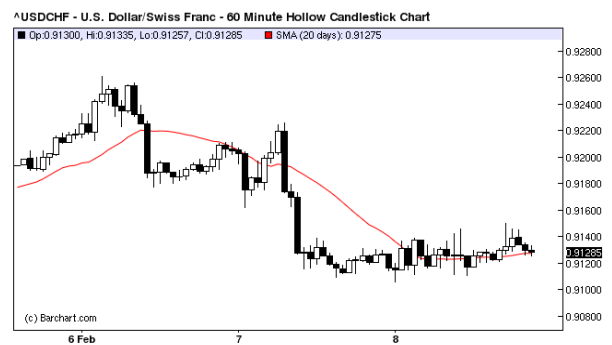
Price/ MA		Last	*Today
0.8340	<b>SPOT</b>	<b>BUY</b>	<b>BUY</b>
0.8344	<b>5 SMA</b>	Enter 0.8330	0.8320
0.8183	<b>20SMA</b>	Target 0.8390	0.8390
0.7921	<b>50SMA</b>	Stop 0.8280	0.8280
Trend		P/L <b>+10</b>	-
LT	↓	<b>MACD</b> >0	Signal
MT	↑	Daily <b>×</b>	↑
LT	↑	<b>RSI(9)</b> Level	Status
		Daily <b>71%</b>	<b>Overbought</b>

## USDCAD Hourly



Price/ MA		Last	*Today
0.9962	<b>SPOT</b>	<b>SELL</b>	<b>SELL</b>
0.9955	<b>5 SMA</b>	Enter 0.9960	0.9980
1.0047	<b>20SMA</b>	Target 0.9880	0.9920
1.0152	<b>50SMA</b>	Stop 1.0020	1.0030
Trend		P/L <b>+0</b>	-
LT	↑	<b>MACD</b> >0	Signal
MT	↓	Daily <b>×</b>	↓
LT	↓	<b>RSI(9)</b> Level	Status
		Daily <b>38%</b>	<b>Normal</b>

## USDCHF Hourly



Price/ MA		Last	*Today
0.9128	<b>SPOT</b>	<b>SELL</b>	<b>SELL</b>
0.9147	<b>5 SMA</b>	Enter 0.9130	0.9140
0.9256	<b>20SMA</b>	Target 0.9060	0.9080
0.9324	<b>50SMA</b>	Stop 0.9190	0.9180
Trend		P/L <b>+0</b>	-
LT	↓	<b>MACD</b> >0	Signal
MT	↓	Daily <b>×</b>	↓
LT	↓	<b>RSI(9)</b> Level	Status
		Daily <b>36%</b>	<b>Normal</b>

\*Executed values within 5pips range

# Bullion Strategy

## Gold Graph

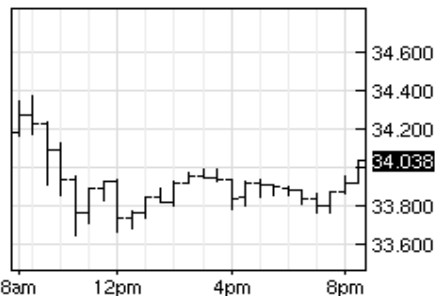
GOLD,H4 1729.30 1734.92 1728.97 1733.72



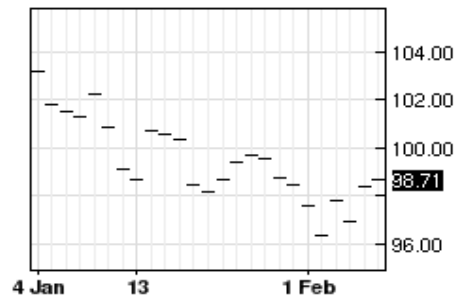
SPDR Gold Shares (tonnes)					Price/ MA		Last	*Today
8 Feb	7 Feb	6 Feb	3 Feb	2 Feb	1729	SPOT	BUY	BUY
1,277.14	1,277.14	1,277.14	1,277.14	1,277.14	1730	5 SMA	Enter	1745
					1702	20SMA	Target	1757
					1661	50SMA	Stop	1735
					Trend		P/L	(10)
							MACD	>0
							Daily	X
							RSI(9)	Level
							Daily	58%
								Status
								Normal

\*Executed values within 5pips range

## Silver(30mins)



## Crude Oil (24hours)



## SHORT TERM Strategy Review (NOV)

	EUR	GBP	JPY	AUD	NZD	CAD	CHF	TOTAL CCY	GOLD
1	(50)	+90	+5	+90	+0	+70	(70)	+135	+15
2	(60)	(25)	+0	(50)	(5)	(15)	(65)	(220)	+14
3	+0	+35	(20)	+0	+35	+60	+90	+200	(7)
4									
5									
6	+80	+55	+10	+70	+50	(40)	+50	+275	+0
7	(55)	(60)	+0	+0	+20	(30)	+0	(125)	(7)
8	+10	(60)	+30	+15	+10	+0	+0	+5	(10)
9									
10									
11									
12									
13									
14									
15									
16									
17									
18									
19									
20									
21									
22									
23									
24									
25									
26									
27									
28									
29									
PIPS	(75)	+35	+25	+125	+110	+45	+5	+270	+5
AMT	(5,850)	+2,730	+1,950	+9,750	+8,580	+3,510	+390	+21,060	+3,900

Monthly P&L (HKD) +24,960

1. This review the result of the "FX Technical Strategy" and "Bullion Strategy".
2. All profit and loss are calculated on ONE contract basis.
3. One contract size is simply counted as \$100,000 for currencies and 100ounces for gold.

## Long Term Strategy

### Open Positions and Performances

CCY	Date	Action	Price	Status	Duration	Spot	Floating P&L	Amount(HKD)
EURUSD	23/1/12	BUY	1.2880	HOLD	18	1.3252	+372	+28,993
GBPUSD	23/1/12	BUY	1.5530	HOLD	18	1.5805	+275	+21,458
USDJPY	31/1/12	SELL	76.34	HOLD	10	77.15	-80	-6,279
AUDUSD	23/12/11	BUY	1.0129	HOLD	49	1.0775	+646	+50,388
NZDUSD	23/12/11	BUY	0.7743	HOLD	49	0.8340	+597	+46,566
USDCAD	23/12/11	SELL	1.0201	HOLD	49	0.9962	+239	+18,642
USDCHF	20/1/12	SELL	0.9319	HOLD	21	0.9128	+191	+14,898
GOLD*	10/1/12	BUY	1609	HOLD	31	1729	+120	+9,369

\* The floating P&L of currencies and gold are based on pips and USD respectively.

**Total:** HK\$184,035

### Closed Positions

CCY	Entry			Exit			Settle	
	Date	Action	Price	Date	Action	Price	P&L(pips)	Amount(HKD)
GOLD*	7/10/11	buy	1753	17/11/11	sell	1721	-32	-2,496
USDJPY	26/10/11	sell	76.07	28/11/11	buy	77.95	-188	-14,664
AUDUSD	10/11/11	sell	1.0140	13/12/11	buy	1.0015	+125	+9,750
GBPUSD	15/11/11	sell	1.5906	21/12/11	buy	1.5670	+236	+18,408
NZDUSD	3/11/11	sell	0.7910	22/12/11	buy	0.7735	+175	+13,650
USDCAD	2/11/11	buy	1.0202	22/12/11	sell	1.0201	-1	-78
AUDUSD	15/12/11	sell	0.9907	22/12/11	buy	1.0128	-221	-17,238
USDJPY	29/11/11	buy	76.07	29/12/11	sell	77.61	+154	+12,012
GBPUSD	22/12/11	buy	1.5673	5/1/12	sell	1.5492	-181	-14,118
GOLD*	18/11/11	sell	1721	9/1/12	buy	1611	+110	+8,580
EURUSD	3/11/11	sell	1.3746	20/1/12	buy	1.2931	+815	+63,570
GBPUSD	6/1/12	sell	1.5493	20/1/12	buy	1.5570	-77	-6,006
USDJPY	30/12/11	sell	77.61	25/1/12	buy	77.76	-15	-1,170
USDCHF	9/11/11	buy	0.8943	19/1/12	sell	0.9317	+374	+29,172
USDJPY	26/1/12	buy	77.75	30/1/12	sell	76.33	-142	-11,076

**Total:**

CCY	EUR	GBP	YEN	AUD	NZD	CAD	CHF	GOLD	
Pips	205	546	3	(130)	762	(25)	1957	503	
<b>HKD \$</b>				<b>4</b>	<b>4</b>	<b>2</b>	<b>9</b>	<b>6</b>	<b>2</b>

#### Notes:

1. Use daily closing price to determine valid buy/sell signal and the subsequent opening price as the entry level.
2. Closing and reversing strategy is taken.
3. Closing strategy (stop profit or stop loss) is triggered solely from technical indicators. No exit level is preset.
4. All profit and loss are calculated on ONE contract basis.

## ECONOMIC DATA

GMT	Events	Fc./Result	Last
05:45	NZD Employment Change (QoQ) (4Q)	<b>0.1%</b>	+0.2%
05:45	NZD Employment Change (YoY) (4Q)	<b>+1.6%</b>	+1.1%
05:45	NZD Unemployment Rate (4Q)	<b>6.3%</b>	6.6%
05:45	NZD Participation Rate (QoQ) (4Q)	<b>68.2%</b>	68.40%
07:50	JPY Housing Loans (YoY) (4Q)	<b>+2.2%</b>	+2.1%
07:50	JPY Machine Orders (YoY) (DEC)	<b>+6.3%</b>	+12.5%
07:50	JPY Japan Money Stock M2+CD (YoY) (JAN)	<b>+3%</b>	+3.2%
07:50	JPY Japan Money Stock M3 (YoY) (JAN)	<b>+2.6%</b>	+2.6%
07:50	JPY Machine Orders (MoM) (DEC)	<b>-7.1%</b>	+14.8%
09:30	CNY Consumer Price Index (YoY) (JAN)	<b>+4.5%</b>	+4.1%
09:30	CNY Producer Price Index (YoY) (JAN)	<b>+0.7%</b>	+1.7%
13:00	JPY Consumer Confidence (JAN)	38.5	38.9
14:45	CHF SECO Consumer Confidence (JAN)	-22	-24
15:45	EUR French Survey of Industrial Investments (JAN)	-	-
17:30	GBP Industrial Production (YoY) (DEC)	-3.1%	-3.1%
17:30	GBP Manufacturing Production (YoY) (DEC)	+0.3%	-0.6%
17:30	GBP Visible Trade Balance (Pounds) (DEC)	-8600	-8644
17:30	GBP Industrial Production (MoM) (DEC)	+0.2%	-0.7%
17:30	GBP Manufacturing Production (MoM) (DEC)	+0.2%	-0.2%
17:30	GBP Total Trade Balance (Pounds) (DEC)	-2700	-2566
17:30	GBP Trade Balance Non EU (Pounds) (DEC)	-5000	-5021
20:00	GBP BOE Asset Purchase Target (FEB)	325B	275B
20:00	GBP Bank of England Rate Decision (FEB 9)	0.5%	0.5%
20:45	EUR European Central Bank Rate Decision (FEB 9)	1%	1%
21:30	CAD New Housing Price Index (YoY) (DEC)	+0.2%	+0.3%
21:30	CAD New Housing Price Index (YoY) (DEC)	+2.5%	+2.5%
21:30	USD Continuing Claims (JAN 28)	3505K	3437K
21:30	USD Initial Jobless Claims (FEB 4)	370K	367K
23:00	GBP NIESR Gross Domestic Product Estimate (JAN)	-	+0.1%
23:00	USD Wholesale Inventories (DEC)	+0.5%	+0.1%
23:30	USD EIA Natural Gas Storage Change (FEB 3)	-	-132

\* Released data in *bold and italic*

JAN

S	M	T	W	T	F	S
			1	2	3	4
5	6	7	8	9	10	11
12	13	14	15	16	17	18
19	20	21	22	23	24	25
26	27	28	29			

### Coming Events

D	Events	Forecast	Last
9	ECB	1.00%	1.00%
9	BOE	0.50%	0.50%
14	BOJ	0-0.1%	0-0.1%

### Announced Events

D	Events	Result	Last
7	RBA	4.25%	4.25%

## Support and Resistance

	CCY	R4	R3	R2	R1	PIVOT	S1	S2	S3	S4
FX (USD Rates)	EURUSD	1.3316	1.3281	1.3265	1.3252	1.3248	1.3240	1.3227	1.3213	1.3180
	GBPUSD	1.5974	1.5893	1.5847	1.5823	1.5842	1.5799	1.5775	1.5761	1.5710
	USDJPY	77.40	77.18	77.10	77.01	76.92	76.93	76.84	76.70	76.44
	AUDUSD	1.0871	1.0830	1.0809	1.0796	1.0797	1.0782	1.0769	1.0756	1.0723
	NZDUSD	0.8437	0.8390	0.8366	0.8351	0.8355	0.8335	0.8320	0.8308	0.8273
	USDCAD	1.0013	0.9984	0.9970	0.9960	0.9957	0.9950	0.9940	0.9928	0.9901
	USDCHF	0.9167	0.9147	0.9138	0.9130	0.9124	0.9122	0.9114	0.9104	0.9081
Precious M	GOLD	1763.58	1747.72	1739.43	1734.38	1736.03	1729.32	1724.27	1720.17	1708.48
	SILVER	34.83	34.34	34.08	33.92	33.99	33.77	33.61	33.50	33.15
FX(Cross)	EURJPY	102.80	102.40	102.22	102.07	102.00	101.93	101.85	101.78	101.20
	EURGBP	0.8418	0.8396	0.8389	0.8378	0.8360	0.8368	0.8362	0.8357	0.8302
	EURCHF	1.2142	1.2118	1.2106	1.2098	1.2099	1.2090	1.2086	1.2082	1.2056
	GBPJPY	123.43	122.59	122.16	121.89	121.98	121.63	121.49	121.36	120.53
	GBPCHF	1.4586	1.4511	1.4470	1.4448	1.4465	1.4426	1.4415	1.4404	1.4344
	AUDJPY	83.96	83.53	83.32	83.17	83.13	83.01	82.94	82.86	82.30
	NZDJPY	64.99	64.61	64.43	64.30	64.29	64.18	64.11	64.05	63.59
CADJPY	77.90	77.59	77.46	77.34	77.26	77.22	77.16	77.10	76.62	

### Useful Links

HTISEC - Research Page	<a href="http://www.htisec.com/tc/research/forex_bullion.jsp">http://www.htisec.com/tc/research/forex_bullion.jsp</a>
Federal Reserve Bank	<a href="http://federalreserve.gov/">http://federalreserve.gov/</a>
European Central Bank	<a href="http://www.ecb.int/home/html/index.en.html">http://www.ecb.int/home/html/index.en.html</a>
Bank of Japan	<a href="http://www.bankofengland.co.uk/">http://www.bankofengland.co.uk/</a>
Swiss National Bank	<a href="http://www.snb.ch/">http://www.snb.ch/</a>
Bank of Canada	<a href="http://www.boj.or.jp/en/">http://www.boj.or.jp/en/</a>
Reserve Bank of Australia	<a href="http://www.rba.gov.au/">http://www.rba.gov.au/</a>
Reserve Bank of Newzealand	<a href="http://www.rbnz.govt.nz/">http://www.rbnz.govt.nz/</a>
Bank of Canada	<a href="http://bankofcanada.ca/">http://bankofcanada.ca/</a>
Peoples Bank of China	<a href="http://www.pbc.gov.cn/">http://www.pbc.gov.cn/</a>

### Disclaimers

The content relating to bullion contracts and forex contracts as mentioned in this document is respectively issued by Haitong International Bullion Limited ("HTIBL") and Haitong International Securities Company Limited ("HTISCL"), a licensed corporation to carry on Type 3 (leveraged foreign exchange trading) regulated activity for the purpose of the Securities and Futures Ordinance (Cap. 571). The information and opinions contained in this document have been compiled or arrived at from sources believed to be reliable and in good faith but no representation or warranty, express or implied, is made by HTIBL and / or HTISCL from which this document may be received, as to their accuracy, completeness or correctness. All opinions expressed herein are subject to change without notice. This document is for information purpose only. Descriptions of investment products mentioned herein are not intended to be complete and this document is not, and should not be construed expressly or impliedly as, an offer to buy or sell any bullion contracts & forex contracts. Neither HTIBL nor HTISCL accepts any liability whatsoever for any direct or consequential loss arising from any use of the materials contain

The risk of loss in leveraged foreign exchange trading and bullion trading can be substantial. You may sustain losses in excess of your initial margin. Placing contingent orders, such as "stop-loss" or "stop-limit" orders, by you will not necessarily limit losses to the intended amounts. Market conditions may make it impossible to execute such orders. You may be called upon at short notice to deposit additional margin. If the required funds are not provided within the prescribed time, your position may be liquidated without further notice. You will remain liable for any resulting deficit in your account. You should therefore carefully consider whether such trading is suitable in light of your own financial position and investment objectives.