

What's Hot Today:

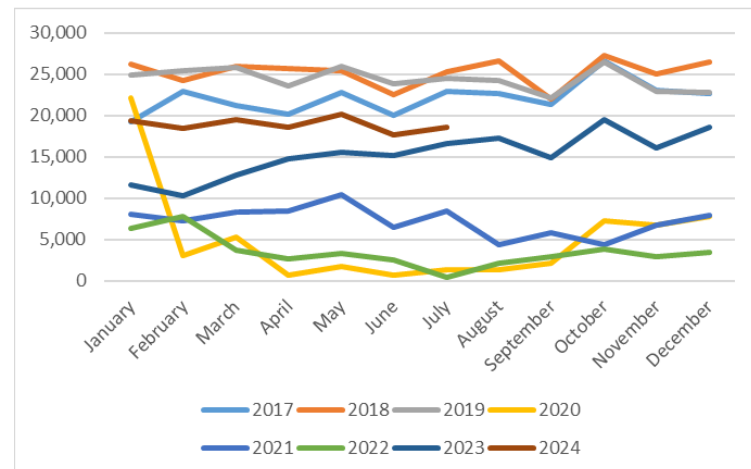
► **Macau gaming: Improving GGR in Q3 but hindered by money exchange crackdown.**

July GGR missed. Macau's Gaming Inspection and Coordination Bureau (DICJ) reported that its July gross gaming revenue (GGR) stood at MOP18.6bn, up 11.6% YoY and 5.1% MoM, below the expectation of MOP19bn. The MoM rise had fallen short of the historical average of a typical range of between 9% and 10%, mainly due to the nationwide crackdown on illegal foreign currency exchangers in Macau, which began in early June. For the 7M24, aggregate GGR reached MOP\$132.3bn, up 36.7% YoY.

Steady tourist growth. From July 1 to July 25, a total of 2.4mn inbound tourists have entered Macau. This implied an average of 95,979 per day, up 9.5% YoY and 16% MoM. The Macau tourism office said that international visitors have recorded a significant growth over the six-month period, with a series of events planned for the second half of 2024 including gift giveaways to further encourage international arrivals. The average hotel occupancy rate in 1H24 stood at 88.5%, up 10.6 ppts YoY but still 2.6 ppts below 2019.

Our view: The ongoing crackdown on illegal money exchangers is expected to continue which will impact both premium mass and VIP segments in the near term. MGM China is still our top pick, citing its ability to gain market share despite the fiercer competition. However, given the sentiment in the equity market, we recommend investors to wait for better opportunities. (Ensley LIU)

Fig.1: Macau's monthly GGR



Source: Macau Gaming Inspection and Coordination Bureau, Sunwah Kingsway Research

China & HK Indices	CLOSE	1D	YTD
HSI	16,945	-2.1%	-0.6%
HSCEI	5,974	-1.8%	3.6%
HSCCI	3,544	-0.5%	5.8%
CS300	3,384	-1.0%	-1.4%
Shanghai A	3,045	-0.9%	1.6%
Shanghai B	235	-0.8%	1.6%
Shenzhen A	1,654	-1.3%	-14.0%
Shenzhen B	1,111	-0.2%	2.8%

Key Int'l Indices	CLOSE	1D	YTD
Dow Jones	39,737	-1.5%	5.4%
S&P500	5,346	-1.8%	12.1%
Nasdaq	16,776	-2.4%	11.8%
NIKKEI Index	33,887	-5.6%	1.3%
FTSE Index	8,174	-1.3%	5.7%
CAC Index	7,251	-1.6%	-3.9%
DA.X Index	17,661	-2.3%	5.4%

Commodities	CLOSE	1D	YTD
GOLD (US\$/oz.)	2,443	-0.1%	17.7%
STEEL (US\$/oz.)	1,948	-6.6%	-12.4%
SILVER (US\$/oz.)	28	0.1%	18.8%
CRUDE OIL (US\$/bbl)	73	-18.2%	2.6%
COPPER (US\$/oz.)	9,055	-1.8%	5.8%
ALUMINIUM (US\$/oz.)	2,263	-1.2%	-5.1%
PLATINUM (US\$/oz)	959	-0.4%	-4.4%
ZINC (US\$/oz.)	2,653	-0.8%	-0.2%
WHEAT (US\$/bu)	539	1.3%	-14.0%
CORN (US\$/bu)	403	1.2%	-20.2%
SUGAR (US\$/lb)	N/A	N/A	-11.6%
SOYBEAN (US\$/bu)	1,027	1.1%	-17.5%
PVC (US\$/t)	N/A	N/A	20.3%
CRB	270	-2.9%	3.0%
BDI		-1.9%	-20.0%

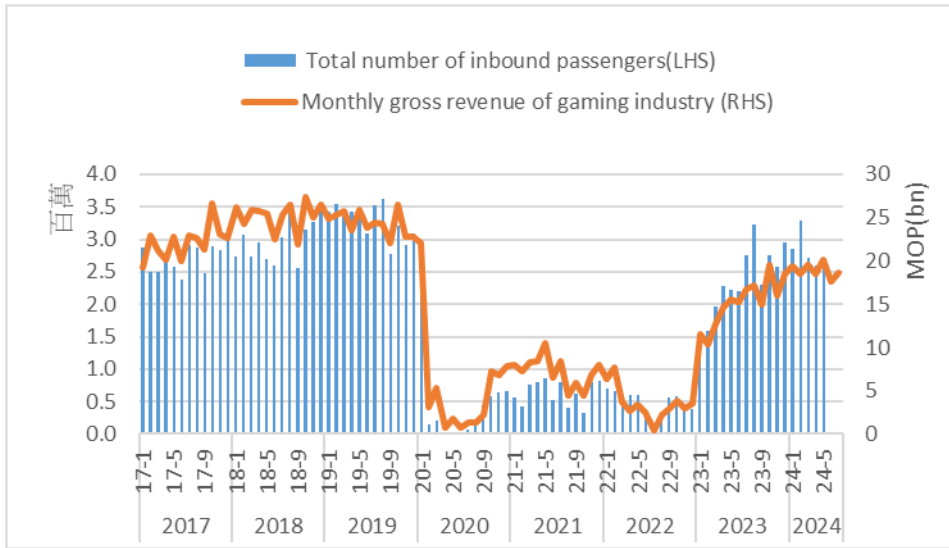
Exchange Rates	USD	HKD	EUR	JPY	CHF	RMB
USD		7.807	0.917	146.530	0.859	7.169
HKD	0.128		0.117	18.765	10.990	0.918
EUR	1.091	8.518		159.910	1.069	7.826
JPY	0.007	5.328	0.625		0.585	0.049
CHF	1.164	9.103	1.069	170.591		8.358
RMB	0.139	1.089	0.128	20.438	0.120	

Market Sentiment	CURRENT	5D
CDS Monitor - USD SR 5Y		
Greece		N/A
Ireland		83
Italy		139
Portugal		207
Spain		108
VIX		23

Source: Bloomberg

Latest Research Reports		
Date	Company	Analyst
29/02/2024	Xinyi Solar (968.HK)	Research Department
29/02/2024	Xinyi Energy (3868.HK)	Research Department
26/02/2024	Conant Optical (2276.HK)	Research Department
05/01/2024	Aeon Credit (900 HK)	Ensley Liu
13/10/2023	Aeon Credit (900 HK)	Howard Wong
17/04/2023	Xtep International (1368 HK)	Eason Cui
14/04/2023	Perfect Medical (1830 HK)	Research Department
03/04/2023	Meidong Auto (1268 HK)	Eason Cui
31/03/2023	Prosperous Industrial (1731 HK)	Research Department
28/03/2023	Yongda (3669 HK)	Eason Cui
17/03/2023	361 Degrees (1361 HK)	Eason Cui
13/03/2023	DONGFANG ELECTRIC (1072 HK)	Eason Cui
01/03/2023	Xinyi Energy (3868 HK)	Eason Cui
28/02/2023	Xinyi Glass (868 HK)	Ken Li
13/02/2023	Auto monthly update	Eason Cui
10/02/2023	Yuexiu Property (123 HK)	Ken Li
18/01/2023	Yongda (3669 HK)	Eason Cui
17/01/2023	Xtep (1368 HK)	Eason Cui
04/01/2023	Auto monthly update	Eason Cui
02/12/2022	Perfect Medical (1830 HK)	Research Department
01/12/2022	XPeng (9868 HK)	Eason Cui

Fig.2: Macau's inbound tourists and GGR

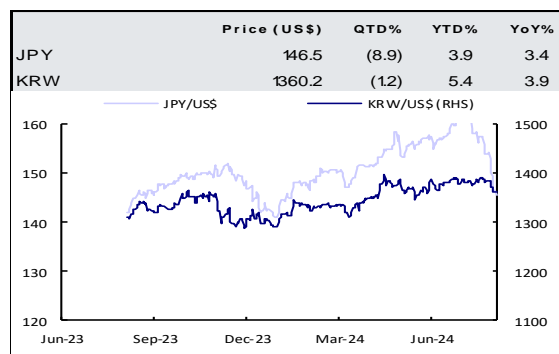
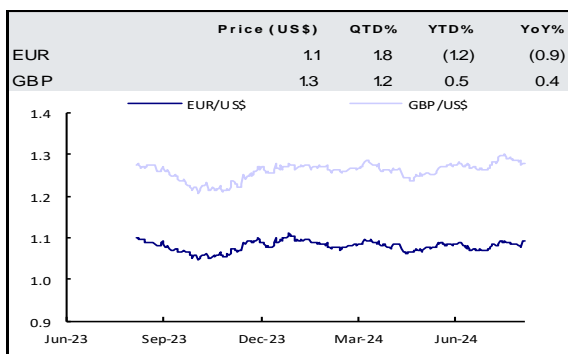
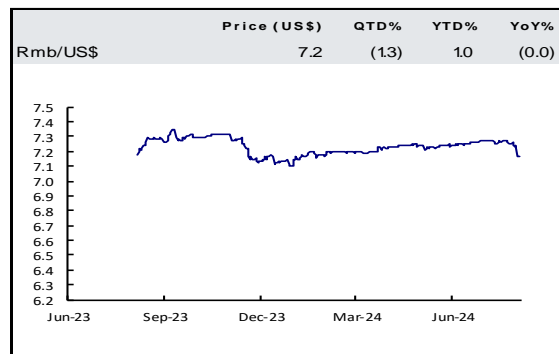
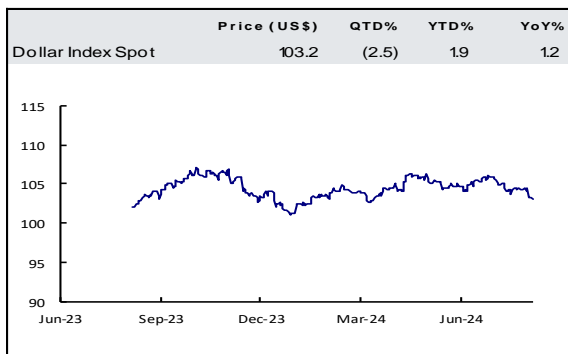
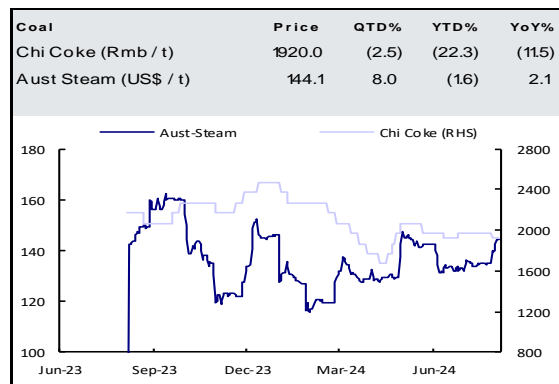
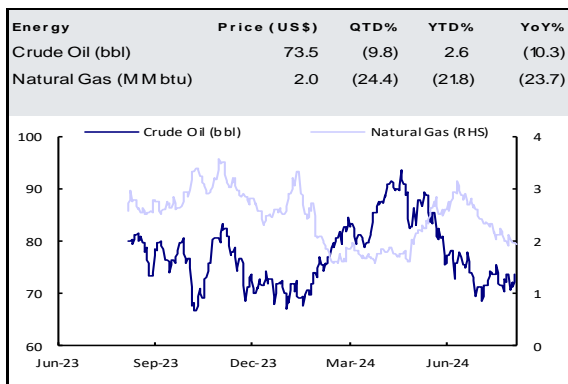
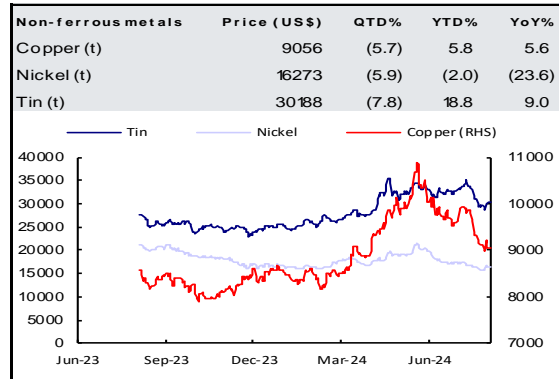
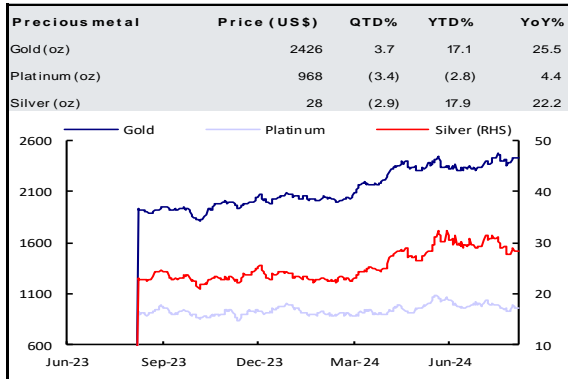


Source: Macau Gaming Inspection and Coordination Bureau, Sunwah Kingsway Research

Kingsway coverage list

Name	Ticker	Market Cap (HK\$m)	Price (HK\$)	1D (%)	Rec.	TP (HK\$)	Upside (%)	PER (X)*			Dividend FY2	Absolute performance			Latest update date
								Hist	FY1	FY2		5D%	1M%	3M%	
HANG SENG INDEX	HSI		16,945.51	(2.1)				8.9	8.3	7.8	4.6%	(0.4)	(4.8)	(8.3)	
HANG SENG CHINA ENT IND	HSCEI		5,974.85	(1.8)				8.0	7.7	7.1	4.3%	(0.6)	(6.4)	(8.7)	
CSI 300 INDEX	SHSZ300		3,384.39	(1.0)				13.3	11.9	10.6	3.4%	(0.7)	(1.4)	(6.1)	
FUYAO GLASS	3606 HK	118,272	39.20	(2.2)	LONG	41.50	5.9	16.7	13.8	12.0	4.6%	(11.6)	(14.6)	(18.4)	1-Sep-20
BEUR	3718 HK	1,778	0.50	0.0	LONG	1.80	260.0	6.3	5.3	4.3	7.4%	0.0	0.0	1.0	30-Mar-21
BINJIANG SERVICES	3316 HK	4,295	15.54	0.4	LONG	23.50	51.2	8.0	11.0	9.3	10.7%	(1.6)	(11.7)	(12.2)	N/A
BYDE	285 HK	66,019	29.30	(3.3)	NEUTRAL	17.60	(39.9)	15.0	12.1	9.2	2.6%	(4.7)	(19.7)	6.2	N/A
CHINA LILANG	1234 HK	5,029	4.20	0.7	LONG	5.32	26.7	8.7	7.6	6.8	9.8%	1.9	(3.4)	(11.7)	N/A
CHINASOFT INTL	354 HK	10,133	3.66	(2.1)	LONG	12.80	249.7	13.0	11.2	8.9	2.6%	(2.1)	(9.6)	(24.6)	27-Oct-20
CHINA TIAN LUN GAS	1600 HK	3,358	3.42	0.3	LONG	8.70	154.4	6.4	5.5	4.9	6.1%	0.3	(5.0)	(29.3)	26-Feb-20
DUIBA GROUP	1753 HK	280	0.26	0.0	LONG	5.55	2034.6	8.3	N/A**	N/A**	N/A**	(3.7)	(7.1)	(20.0)	N/A
EDVANTAGE GROUP	382 HK	2,547	2.23	0.0	LONG	4.50	101.8	3.5	3.2	3.0	9.6%	0.9	(2.6)	(13.2)	3-May-22
EVERGREEN PG	1962 HK	446	0.68	1.5	LONG	1.75	157.4	8.6	N/A**	N/A**	N/A**	21.4	47.8	33.3	26-Jan-21
HUAHONG SEMI	1347 HK	41,070	19.34	(5.9)	NEUTRAL	26.30	36.0	22.7	33.0	17.8	0.0%	(5.9)	(6.3)	20.1	29-Jul-21
KINGDEE INTL	268 HK	21,228	5.92	(2.1)	NEUTRAL	17.62	197.6	N/A**	N/A**	78.8	0.0%	(1.0)	(20.4)	(35.3)	20-Aug-20
MEIDONG AUTO	1268 HK	2,558	1.90	(3.1)	LONG	19.76	940.0	16.7	7.5	4.6	7.2%	(6.4)	(7.8)	(34.3)	3-Apr-23
MINGYUAN CLOUD	909 HK	3,259	1.67	(4.0)	NEUTRAL	28.00	1576.6	N/A**	N/A**	N/A**	1.8%	(5.6)	(17.3)	(39.5)	N/A
PLOVER BAY TECH	1523 HK	4,435	4.03	(4.0)	LONG	1.70	(57.8)	16.3	15.7	12.9	0.9%	(7.1)	10.1	39.9	6-Aug-20
POU SHENG INTL	3813 HK	3,196	0.60	0.0	LONG	2.80	366.7	5.8	4.8	3.9	6.7%	0.0	(3.2)	(7.7)	16-Nov-20
Q TECH	1478 HK	4,940	4.17	(2.8)	NEUTRAL	4.97	19.2	55.1	15.2	10.6	0.4%	(2.3)	6.6	16.2	10-Aug-22
SUNNY OPTICAL	2382 HK	45,927	41.95	(3.8)	LONG	160.80	283.3	38.3	20.0	15.4	1.3%	(8.6)	(5.5)	1.3	17-Aug-22
TRYLY INTL	732 HK	3,161	1.00	(6.5)	LONG	2.80	180.0	12.0	N/A**	N/A**	N/A**	(6.5)	0.0	13.6	8-Apr-21
XINYI ENERGY	3868 HK	7,183	0.87	(2.2)	LONG	1.62	86.2	8.7	7.2	6.4	8.0%	(4.4)	(13.0)	(22.3)	29-Feb-24
XINYI GLASS	868 HK	33,332	7.89	(3.1)	LONG	18.60	135.7	5.6	5.8	5.6	8.5%	(4.5)	(6.4)	(10.9)	28-Feb-23
XINYI SOLAR	968 HK	31,096	3.49	(3.9)	LONG	7.20	106.3	6.5	6.9	5.7	7.9%	(6.2)	(2.5)	(38.4)	29-Feb-24
XTEP INTL	1368 HK	12,456	4.71	2.6	LONG	11.91	152.9	10.6	9.5	8.2	5.5%	0.0	1.5	(10.6)	17-Apr-23
YONGDA AUTO	3669 HK	2,891	1.50	(2.6)	LONG	6.73	348.7	4.7	4.7	3.4	12.4%	(2.0)	(9.6)	(31.5)	28-Mar-23
YUEXU PROPERTY	123 HK	18,235	4.53	(0.4)	LONG	13.00	187.0	4.7	4.8	4.5	8.6%	(12.4)	(12.9)	(14.8)	10-Feb-23
WEIMOB	2013 HK	3,662	1.19	0.0	LONG	14.40	1110.1	N/A**	N/A**	13.8	0.0%	0.0	(14.4)	(23.2)	25-Nov-21

Market Watch – Major Commodities and Currencies



Source: Bloomberg

US Economic Calendar

Indicators	Freq	Obs Date	Expected Release Date
Trade Balance	MoM		6-Aug-24
Initial Jobless Claims	WoW		8-Aug-24
Wholesale Inventories	MoM		8-Aug-24
PPI	MoM		13-Aug-24
CPI	MoM		14-Aug-24
Business Inventories	MoM		15-Aug-24
Retail Sales	MoM		15-Aug-24
Industrial Production	MoM		15-Aug-24
Housing Starts / Building Permits	MoM		16-Aug-24
Existing Home Sales	MoM		22-Aug-24
New home Sales	MoM		23-Aug-24
Durable Goods Orders	MoM		26-Aug-24
Consumer Confidence	MoM		27-Aug-24
GDP	QoQ		29-Aug-24
Personal Income & Spending	MoM		30-Aug-24
ISM Manufacturing PMI	MoM		3-Sep-24
Factory Orders	MoM		4-Sep-24
Employment Report	MoM		6-Sep-24
Auto Sales	MoM		

China Economic Calendar

Indicators	Freq	Obs Date	Expected Release Date
Foreign Exchange Reserves	QoQ		7-Aug-24
Trade Balance	MoM		7-Aug-24
Money Supply - M2	MoM		9-Aug-24
PPI	MoM		9-Aug-24
CPI	MoM		9-Aug-24
Retail Sales	MoM		15-Aug-24
Industrial Production	MoM		15-Aug-24
PMI Manufacturing	MoM		31-Aug-24
GDP	YoY		18-Oct-24

Hong Kong Economic Calendar

Indicators	Freq	Obs Date	Expected Release Date
PMI	MoM		5-Aug-24
Foreign Currency Reserve	MoM		7-Aug-24
Unemployment Rate	MoM		16-Aug-24
GDP	QoQ		16-Aug-24
CPI	MoM		20-Aug-24
Trade Balance	MoM		27-Aug-24
Money Supply - M2	MoM		30-Aug-24
Retail Sales	MoM		30-Aug-24
Producer Prices Index	QoQ		12-Sep-24
Industrial Production	QoQ		12-Sep-24
Composite Interest Rate	MoM		

Kingsway Research Team

Analyst

Howard Wong

Eason Cui

Ensley Liu

Email

Howard.wong@sunwahkingsway.com

Eason.cui@sunwahkingsway.com

Ensley.liu@sunwahkingsway.com

Phone No.

(852) 2283 7307

(852) 2283 7306

(852) 2283 7618

Disclaimer

This document is not an offer to sell or the solicitation of an offer to buy or subscribe for any securities. The securities referred to in this document may not be eligible for sale in certain jurisdiction. Neither this document nor any portion hereof may be taken distributed or transmitted directly or indirectly into such jurisdiction nor to any residents thereof. Any failure to comply with this restriction may constitute a violation of the applicable laws and regulations and persons into whose possession this document comes should inform themselves about, and observe, any such restrictions. This document has been produced for private circulation and may not be copied, photocopied, duplicated, or redistributed without the prior written consent of Kingsway Financial Services Group Limited (“KFS”) and its affiliated companies (collectively, “Kingsway Group”).

This report is distributed in Hong Kong Special Administrative Region of the People’s Republic of China (“Hong Kong”) by KFS which is registered as a licensed corporation under the Securities and Futures Ordinance (Cap.571 of The Laws of Hong Kong) with the Securities and Futures Commission of Hong Kong (“SFC”) and its SFC CE number is ADF346.

The information contained in this report has been taken from sources believed to be reliable but no representation or warranty expressed or implied is made as to their accuracy or correctness. This report is published for the assistance of recipients but is not to be relied upon as authoritative or taken in substitution for the exercise of judgment by any recipient. It is not to be construed as an offer, invitation or solicitation to buy or sell any securities of the company or companies covered herein. Any recommendation contained in this report does not have regard to the specific investment objectives, financial situation and the particular needs of any specific addressee. All opinions and estimates reflect our judgment on the date of this report and are subject to change without notice.

KFS, including its parent, subsidiaries and/or affiliates, may act as lead or co-manager in an offering of the securities of any issuer discussed herein, may from time to time perform financial services or other advisory services for, or solicit financial services or other business from, any issuer.

Within the past year, KFS, including its parent, subsidiaries and/or affiliates, may have acted as market maker or traded on a principal basis in the financial instruments of any issuer discussed herein and may act as underwriter, placement agent, advisor or lender to such issuer.

KFS, including its parent, subsidiaries, affiliates, shareholders, officers, directors, and employees may have long or short positions in, and buy or sell, the securities, commodities or derivatives (including options) or any other financial instruments thereof, of any issuers.

An employee of KFS, including its parent, subsidiaries and/or affiliates, may act as director, or be represented on the boards of directors, of any such entities or issuers.

Copyright 2024 Kingsway Group. All rights reserved.

Head Office

Hong Kong
Kingsway Financial Services Group Limited
7/F, Tower One, Lippo Centre,
89 Queensway, Hong Kong
Tel: 852-2283-7000
Fax: 852-2877-2665

Affiliated & Overseas Offices

Guangdong
廣東新華滙富商業代理有限公司
2701, Dongshan Plaza,
69 Xianlie Middle Road, Yuexiu District
Guangzhou, 510095

Vietnam
Sunwah Kingsway Vietnam Services Limited
Representative Office
Sunwah Tower, Mezzanine Floor
115 Nguyen Hue
District 1
Ho Chi Minh City
Vietnam