

## What's Hot Today:

### ► China Auto Sector: March domestic sales volume +5.1%

-China Auto sales volume +9.9% in March 2024, domestic/export sales +5.1/37.9%

-A robust EV volume growth of +32%

**Vehicle sales volume up 5.1% in March.** According to CAAM, about 2.69mn vehicles were sold in March (+9.9% YoY), including 2.19mn for the local market (+5.1% YoY) and exported 502k units (+37.9%). In 3M24, domestic sales volume reached 5.40mn units (+6.2% YoY) and export volume increased to 1.32mn (+33.2% YoY).

**EV sales volume up 32% in March.** During the month, about 0.76 mn units of EV were sold (+32% YoY) with a penetration of 35%. In 3M24, the sales volume amounted to 1.78mn (+33.3% YoY).

**Our views:** We expect EV sales will continue to drive the growth in China's auto market, which is backed by new model releases and replacement demand. Although the price of new models launches are expected to be aggressively low, we think the three EV startups (Li Auto, NIO, XPeng) will likely to sustain in the dog fight. Our top pick in China auto sector is BYD (1211.HK) owing to its leading position and strong outlook.

**Risks:** 1) weaker-than-expected demand; 2) unfavored policies (Research Department)

China & HK Indices	CLOSE	1D	YTD
HSI	17,139	1.8%	0.5%
HSCEI	6,016	2.1%	4.3%
HSCCI	3,522	1.5%	5.1%
CSI300	3,504	-0.8%	2.1%
Shanghai A	3,174	-0.7%	11.5%
Shanghai B	258	0.0%	11.5%
Shenzhen A	1,799	-1.7%	-6.4%
Shenzhen B	1,080	-0.4%	-0.1%

Key Int'l Indices	CLOSE	1D	YTD
Dow Jones	38,461	-1.1%	2.0%
S&P 500	5,160	-0.9%	8.2%
Nasdaq	16,170	-0.8%	7.7%
NIKKEI Index	39,257	-0.8%	17.3%
FTSE Index	7,961	0.3%	2.9%
CAC Index	8,045	-0.0%	6.7%
DA X Index	18,097	0.1%	8.0%

Commodities	CLOSE	1D	YTD
GOLD (US\$/oz.)	2,334	-0.8%	13.3%
STEEL (US\$/oz.)	2,166	-1.3%	-2.6%
SILVER (US\$/oz.)	27	-0.7%	17.2%
CRUDE OIL (US\$/bbl)	86	-4.1%	20.4%
COPPER (US\$/oz.)	9,374	-0.4%	9.5%
ALUMINUM (US\$/oz.)	2,456	-0.2%	3.0%
PLATINUM (US\$/oz)	965	-1.5%	-2.6%
ZINC (US\$/oz.)	2,735	2.7%	2.9%
WHEAT (US\$/bu)	558	0.1%	-11.3%
CORN (US\$/bu)	445	0.7%	-9.5%
SUGAR (US\$/lb)	N/A	N/A	
SOYBEAN (US\$/bu)	1,178	-0.8%	-10.3%
PVC (US\$/t)	N/A	N/A	14.8%
CRB	297	0.1%	3.0%
BDI		-0.4%	-24.2%

Exchange Rates	USD	HKD	EUR	JPY	CHF	RMB
USD		7.836	0.931	153.160	0.913	7.234
HKD	0.128		0.119	19.547	11.651	0.923
EUR	1.074	8.418		164.540	1.020	7.767
JPY	0.007	5.116	0.608		0.596	0.047
CHF	1.096	8.584	1.020	167.799		7.924
RMB	0.138	1.083	0.129	21.145	0.126	

Market Sentiment	CURRENT	5D
CDS Monitor - USD SR 5Y		
Greece		N/A
Ireland	83	-2.4%
Italy	139	-0.6%
Portugal	207	-0.0%
Spain	108	0.3%
VIX	15	10.3%

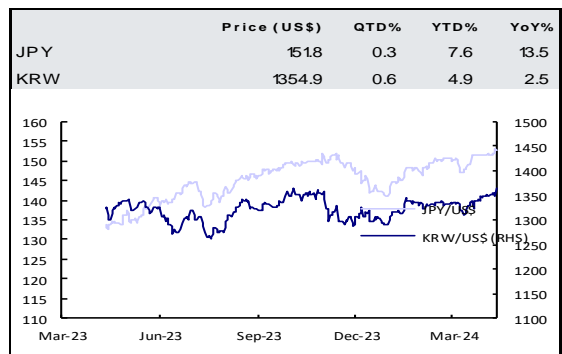
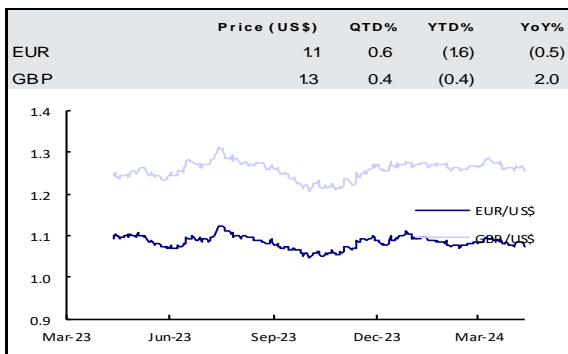
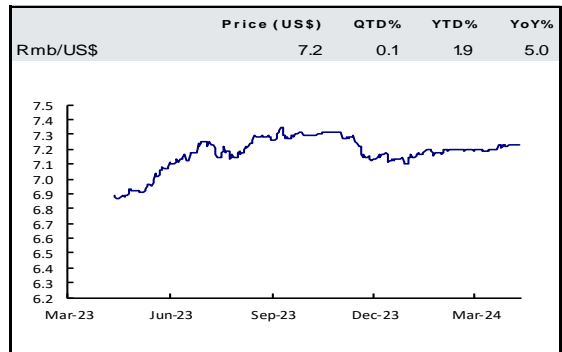
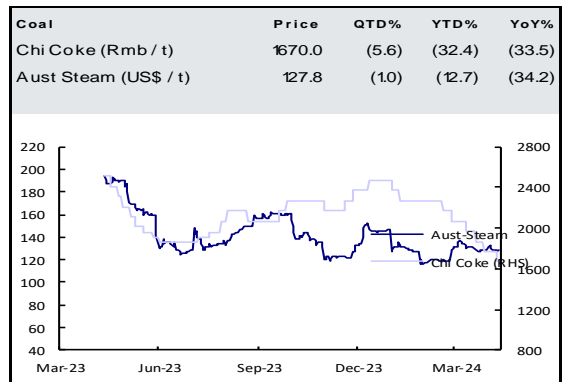
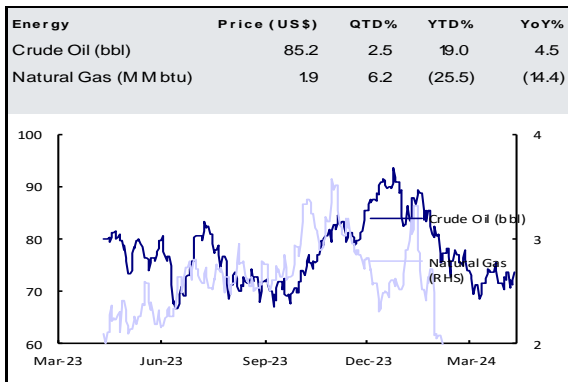
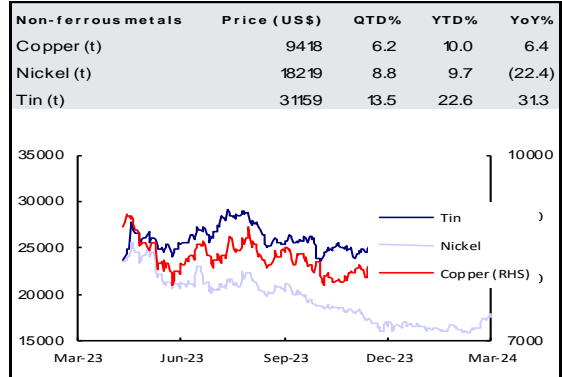
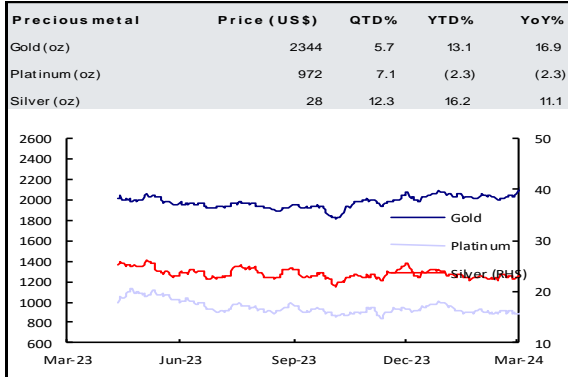
Source: Bloomberg

Latest Research Reports		
Date	Company	Analyst
29/02/2024	Xinyi Solar (968.HK)	Research Department
29/02/2024	Xinyi Energy (3868.HK)	Research Department
26/02/2024	Conant Optical (2276.HK)	Research Department
05/01/2024	Aeon Credit (900 HK)	Ensley Liu
13/10/2023	Aeon Credit (900 HK)	Howard Wong
17/04/2023	Xtep International (1368 HK)	Eason Cui
14/04/2023	Perfect Medical (1830 HK)	Research Department
03/04/2023	Meidong Auto (1268 HK)	Eason Cui
31/03/2023	Prosperous Industrial (1731 HK)	Research Department
28/03/2023	Yongda (3669 HK)	Eason Cui
17/03/2023	361 Degrees (1361 HK)	Eason Cui
13/03/2023	DONGFANG ELECTRIC (1072 HK)	Eason Cui
01/03/2023	Xinyi Energy (3868 HK)	Eason Cui
28/02/2023	Xinyi Glass (868 HK)	Ken Li
13/02/2023	Auto monthly update	Eason Cui
10/02/2023	Yuexiu Property (123 HK)	Ken Li
18/01/2023	Yongda (3669 HK)	Eason Cui
17/01/2023	Xtep (1368 HK)	Eason Cui
04/01/2023	Auto monthly update	Eason Cui
02/12/2022	Perfect Medical (1830 HK)	Research Department
01/12/2022	XPeng (9868 HK)	Eason Cui

Kingsway coverage list

Name	Ticker	Market Cap (HK\$'m)	Price (HK\$)	1D (%)	Rec.	TP (HK\$)	Upside (%)	PER (X)*			Dividend FY2	Absolute performance			Latest update date
								Hist	FY1	FY2		5D%	1M%	3M%	
HANG SENG INDEX	HSI		17,139.17	1.8				9.0	8.5	7.9	4.5%	1.2	3.3	5.1	
HANG SENG CHINA ENT IND	HSCEI		6,016.83	2.1				8.2	7.8	7.1	4.3%	0.9	4.7	9.5	
CSI 300 INDEX	SHSZ300		3,504.71	(0.8)				13.3	13.3	10.1	3.0%	(2.5)	(2.4)	6.3	
FUYAO GLASS	3606 HK	120,948	40.70	0.7	LONG	41.50	2.0	17.4	15.2	13.0	4.1%	1.4	(1.5)	2.5	1-Sep-20
BEUR	3718 HK	1,707	0.48	(1.0)	LONG	1.80	275.0	6.1	5.1	4.2	7.7%	(4.0)	(4.0)	(11.1)	30-Mar-21
BINJIANG SERVICES	3316 HK	4,710	17.04	0.2	LONG	23.50	37.9	8.8	7.1	5.8	11.4%	(1.5)	1.5	7.2	N/A
BYDE	285 HK	62,977	27.95	4.3	NEUTRAL	17.60	(37.0)	14.4	10.9	8.7	2.4%	(3.1)	(6.8)	(19.9)	N/A
CHINA LILANG	1234 HK	5,975	4.99	3.1	LONG	5.32	6.6	10.4	9.1	8.1	8.2%	(1.2)	18.0	18.0	N/A
CHINASOFT INTL	354 HK	13,983	4.81	(1.0)	LONG	12.80	166.1	17.2	12.5	9.9	1.9%	0.8	(12.2)	(7.7)	27-Oct-20
CHINA TIAN LUN GAS	1600 HK	4,801	4.89	1.0	LONG	8.70	77.9	9.2	7.9	7.1	4.3%	(2.2)	8.7	22.3	26-Feb-20
DUIBA GROUP	1753 HK	339	0.32	1.6	LONG	5.55	1661.9	10.1	N/A**	N/A**	N/A**	3.3	14.5	23.5	N/A
EDVANTAGE GROUP	382 HK	2,797	2.45	(1.6)	LONG	4.50	83.7	4.0	3.5	3.2	8.7%	0.4	(6.5)	2.9	3-May-22
EVERGREEN PG	1962 HK	311	0.48	0.0	LONG	1.75	268.4	6.0	N/A**	N/A**	N/A**	1.1	(10.4)	5.6	26-Jan-21
HUAHONG SEMI	1347 HK	33,644	15.58	(0.9)	NEUTRAL	26.30	68.8	9.7	25.5	11.6	0.0%	0.9	(9.2)	(14.5)	29-Jul-21
KINGDEE INTL	268 HK	30,870	8.59	(2.7)	NEUTRAL	17.62	105.1	N/A**	N/A**	103.0	0.0%	(5.8)	(0.2)	(19.1)	20-Aug-20
MEIDONG AUTO	1268 HK	4,160	3.09	6.6	LONG	19.76	539.5	27.4	9.4	6.2	7.2%	0.7	2.3	(34.3)	3-Apr-23
MINGYUAN CLOUD	909 HK	4,662	2.40	0.0	NEUTRAL	28.00	1066.7	N/A**	N/A**	554.1	1.1%	(3.6)	11.1	(4.4)	N/A
PLOVER BAY TECH	1523 HK	2,972	2.70	0.7	LONG	1.70	(37.0)	13.5	11.5	10.1	1.1%	13.0	9.5	35.8	6-Aug-20
POU SHENG INTL	3813 HK	3,462	0.65	0.0	LONG	2.80	330.8	6.3	4.9	4.0	7.8%	(3.0)	4.8	(5.8)	16-Nov-20
Q TECH	1478 HK	4,051	3.42	8.9	NEUTRAL	4.97	45.3	45.4	13.6	9.3	0.6%	7.5	2.1	(7.6)	10-Aug-22
SUNNY OPTICAL	2382 HK	44,529	40.60	3.0	LONG	160.80	296.1	37.2	19.8	14.8	1.2%	0.7	(20.6)	(32.6)	17-Aug-22
TRYLY INTL	732 HK	2,782	0.88	2.3	LONG	2.80	218.2	10.6	N/A**	N/A**	N/A**	10.0	22.2	18.9	8-Apr-21
XINYI ENERGY	3868 HK	9,495	1.15	3.6	LONG	1.62	40.9	9.1	7.9	6.9	7.0%	4.5	0.0	(13.5)	29-Feb-24
XINYI GLASS	868 HK	37,725	8.93	(0.1)	LONG	18.60	108.3	6.9	6.6	6.7	7.6%	8.1	(5.8)	15.5	28-Feb-23
XINYI SOLAR	968 HK	57,023	6.40	(1.5)	LONG	7.20	12.5	13.6	10.9	8.5	5.5%	1.3	(2.6)	55.3	29-Feb-24
XTEP INTL	1368 HK	12,600	4.77	3.0	LONG	11.91	149.7	10.8	9.5	8.2	5.5%	(2.7)	12.0	9.7	17-Apr-23
YONGDA AUTO	3669 HK	4,337	2.25	1.8	LONG	6.73	199.1	7.0	5.4	4.4	9.9%	(0.4)	(5.5)	(8.2)	28-Mar-23
YUEXU PROPERTY	123 HK	16,383	4.07	0.5	LONG	13.00	219.4	4.2	4.1	3.8	10.2%	(1.0)	(15.4)	(25.0)	10-Feb-23
WEIMOB	2013 HK	3,996	1.43	(3.4)	LONG	14.40	907.0	N/A**	132.1	17.6	0.0%	(11.2)	(33.8)	(41.9)	25-Nov-21

**Market Watch – Major Commodities and Currencies**



Source: Bloomberg

**US Economic Calendar**

Indicators	Freq	Obs Date	Expected Release Date
Wholesale Inventories	MoM		10-Apr-24
CPI	MoM		10-Apr-24
Initial Jobless Claims	WoW		11-Apr-24
PPI	MoM		11-Apr-24
Business Inventories	MoM		15-Apr-24
Retail Sales	MoM		15-Apr-24
Housing Starts / Building Permits	MoM		16-Apr-24
Industrial Production	MoM		16-Apr-24
Existing Home Sales	MoM		18-Apr-24
New home Sales	MoM		23-Apr-24
Durable Goods Orders	MoM		24-Apr-24
GDP	QoQ		25-Apr-24
Personal Income & Spending	MoM		26-Apr-24
Consumer Confidence	MoM		30-Apr-24
ISM Manufacturing PMI	MoM		1-May-24
Trade Balance	MoM		2-May-24
Factory Orders	MoM		2-May-24
Employment Report	MoM		3-May-24
Auto Sales	MoM		

**China Economic Calendar**

Indicators	Freq	Obs Date	Expected Release Date
Money Supply - M2	MoM		11-Apr-24
PPI	MoM		11-Apr-24
CPI	MoM		11-Apr-24
Trade Balance	MoM		12-Apr-24
Retail Sales	MoM		16-Apr-24
Industrial Production	MoM		16-Apr-24
GDP	YoY		16-Apr-24
PMI Manufacturing	MoM		30-Apr-24
Foreign Exchange Reserves	QoQ		7-May-24

**Hong Kong Economic Calendar**

Indicators	Freq	Obs Date	Expected Release Date
Unemployment Rate	MoM		18-Apr-24
CPI	MoM		23-Apr-24
Trade Balance	MoM		25-Apr-24
Money Supply - M2	MoM		30-Apr-24
GDP	QoQ		2-May-24
Retail Sales	MoM		3-May-24
PMI	MoM		6-May-24
Foreign Currency Reserve	MoM		7-May-24
Producer Prices Index	QoQ		14-Jun-24
Industrial Production	QoQ		14-Jun-24
Composite Interest Rate	MoM		

**Kingsway Research Team**

**Analyst**

**Howard Wong**

**Eason Cui**

**Ensley Liu**

**Email**

[Howard.wong@sunwahkingsway.com](mailto:Howard.wong@sunwahkingsway.com)

[Eason.cui@sunwahkingsway.com](mailto:Eason.cui@sunwahkingsway.com)

[Ensley.liu@sunwahkingsway.com](mailto:Ensley.liu@sunwahkingsway.com)

**Phone No.**

(852) 2283 7307

(852) 2283 7306

(852) 2283 7618



**Disclaimer**

This document is not an offer to sell or the solicitation of an offer to buy or subscribe for any securities. The securities referred to in this document may not be eligible for sale in certain jurisdiction. Neither this document nor any portion hereof may be taken distributed or transmitted directly or indirectly into such jurisdiction nor to any residents thereof. Any failure to comply with this restriction may constitute a violation of the applicable laws and regulations and persons into whose possession this document comes should inform themselves about, and observe, any such restrictions. This document has been produced for private circulation and may not be copied, photocopied, duplicated, or redistributed without the prior written consent of Kingsway Financial Services Group Limited (“KFS”) and its affiliated companies (collectively, “Kingsway Group”).

This report is distributed in Hong Kong Special Administrative Region of the People’s Republic of China (“Hong Kong”) by KFS which is registered as a licensed corporation under the Securities and Futures Ordinance (Cap.571 of The Laws of Hong Kong) with the Securities and Futures Commission of Hong Kong (“SFC”) and its SFC CE number is ADF346.

The information contained in this report has been taken from sources believed to be reliable but no representation or warranty expressed or implied is made as to their accuracy or correctness. This report is published for the assistance of recipients but is not to be relied upon as authoritative or taken in substitution for the exercise of judgment by any recipient. It is not to be construed as an offer, invitation or solicitation to buy or sell any securities of the company or companies covered herein. Any recommendation contained in this report does not have regard to the specific investment objectives, financial situation and the particular needs of any specific addressee. All opinions and estimates reflect our judgment on the date of this report and are subject to change without notice.

KFS, including its parent, subsidiaries and/or affiliates, may act as lead or co-manager in an offering of the securities of any issuer discussed herein, may from time to time perform financial services or other advisory services for, or solicit financial services or other business from, any issuer.

Within the past year, KFS, including its parent, subsidiaries and/or affiliates, may have acted as market maker or traded on a principal basis in the financial instruments of any issuer discussed herein and may act as underwriter, placement agent, advisor or lender to such issuer.

KFS, including its parent, subsidiaries, affiliates, shareholders, officers, directors, and employees may have long or short positions in, and buy or sell, the securities, commodities or derivatives (including options) or any other financial instruments thereof, of any issuers.

An employee of KFS, including its parent, subsidiaries and/or affiliates, may act as director, or be represented on the boards of directors, of any such entities or issuers.

Copyright 2024 Kingsway Group. All rights reserved.

**Head Office**

Hong Kong  
Kingsway Financial Services Group Limited  
7/F, Tower One, Lippo Centre,  
89 Queensway, Hong Kong  
Tel: 852-2283-7000  
Fax: 852-2877-2665

**Affiliated & Overseas Offices**

Guangdong  
廣東新華滙富商業保理有限公司  
2701, Dongshan Plaza,  
69 Xianlie Middle Road, Yuexiu District  
Guangzhou, 510095

Vietnam  
Sunwah Kingsway Vietnam Services Limited  
Representative Office  
Sunwah Tower, Mezzanine Floor  
115 Nguyen Hue  
District 1  
Ho Chi Minh City  
Vietnam